


IMPORTANT INFORMATION **COMPACT BENDER**



1. Please don't assemble the KS or DS housing wedge on the bending house with screws.




EN

2. The Compact Bender is already greased when delivered. You should grease the Compact Bender with the Forest grease every 6 months. For instructions, see next page.



THE WORLD
BEHIND
YOUR
CURTAINS

GREASE FOR COMPACT BINDER




A can of white grease is provided with each new compact binder and can also be ordered at Forest Group (product no: 9900000008).

Every 6 months, spray the brass gear (photo 1) and steel worm gear (photo 2) thorough with the grease. This will keep the binder running smooth and make bending easier.



inward bend DS



outward bend DS

TIP

Store the tracks in an environment between 15 °C-20 °C before bending them, as temperature can affect the bending process.

Bending matt tracks

When bending matt tracks, you can spray the wedges with Forest Lubricant Spray so that the track runs more smoothly through the bending housing. Use only Forest Lubricant Spray (product no: 5109010000). **Do not use grease.**

Apply the lubricant in the channel. See the example of the DS wedges.

COMPACT BENDER EN 050526

FOREST
DRAPERY HARDWARE